


WHO/THAIHEALTH “THE HARMS TO OTHERS FROM DRINKING”  
PROJECT

# HARMS FROM FAMILY MEMBERS’ DRINKING IN VIETNAM

Hoang Thi My Hanh  
Health Strategy and Policy Institute  
Vietnam Ministry of Health



# CONTENTS

- Background
- Methods
- Key preliminary findings
- Conclusion and policy implications

# BACKGROUND

- Harm to others from drinking is an underexplored field of study in many countries, including Vietnam.
- Within the 2012–2013 WHO and Thai Health Promotion Foundation "*The Harm to Others from drinking*" project, looking at harm to respondents and their children from drinking of *household and family members*, friends, co-workers and strangers in 6 low and middle income countries.
- Vietnam among 53 countries developing a national policy/law on alcohol related harms reduction=> provide some evidences about the magnitude of harms, especially social harms, to inform the policy making and advocacy
- This presentation focuses on harm to respondents from **their family member's drinking**

# METHODS

- A retrospective cross-sectional study at 6 provinces in 6 socio-economic regions of Vietnam
- A multi stage stratified area probability household sampling
- 1501 completed face to face interviews with a family member aged 18+ and over of 1501 households
- A structured questionnaire on the adverse effects of others' drinking, including questions on frequency of occurrence and costs to the respondents in money and time on a basis of 12 months

# CHARACTERISTICS OF RESPONDENTS

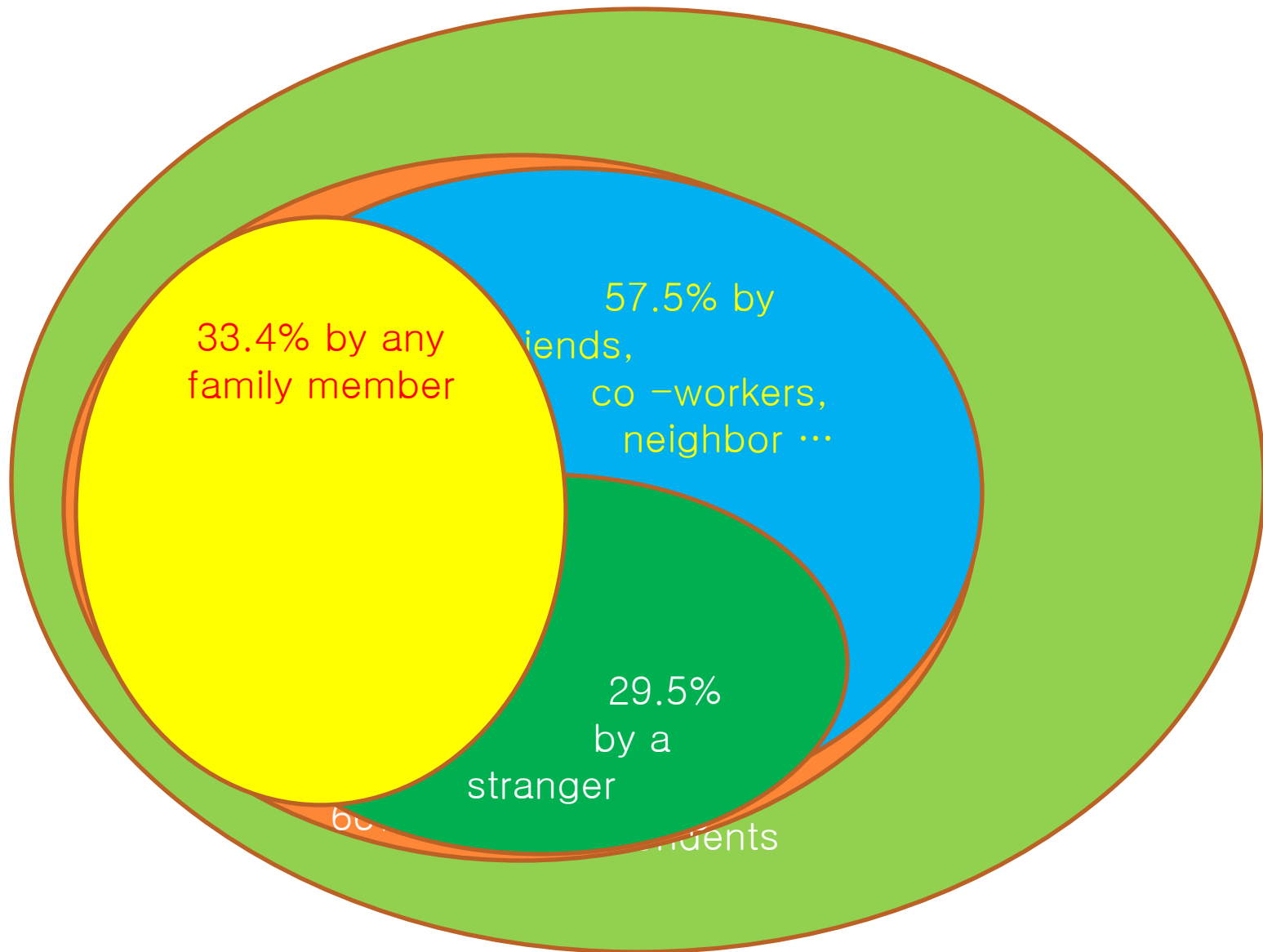
Characteristics		Male (N=753)	Female (N=748)	Total (N=1501)
<i>Sex</i>		50.2	49.8	100
<i>Age</i> (mean)		42.2	42.8	42.5
1	18–29	16.7	13.7	15.2
2	30–59	74	78.7	76.4
3	60+	9.1	7.5	8.3
<i>Education</i>				
1	Secondary school and lower	66	63.6	65,2
2	Completed high school	20.5	18.3	19.5
3	College /university+	15.6	14.8	15.3
<i>Occupation</i>				
1	Self-employed	49	46	47.5
2	Working for paying	38.5	25	31.8
3	Others	12.5	28.9	20.7
<i>Marriage:</i>	Married/living with partner	87.3	83.6	85.5
<i>Rural/urban</i>		68.7	64.1	66.5
Rural				

# FINDINGS

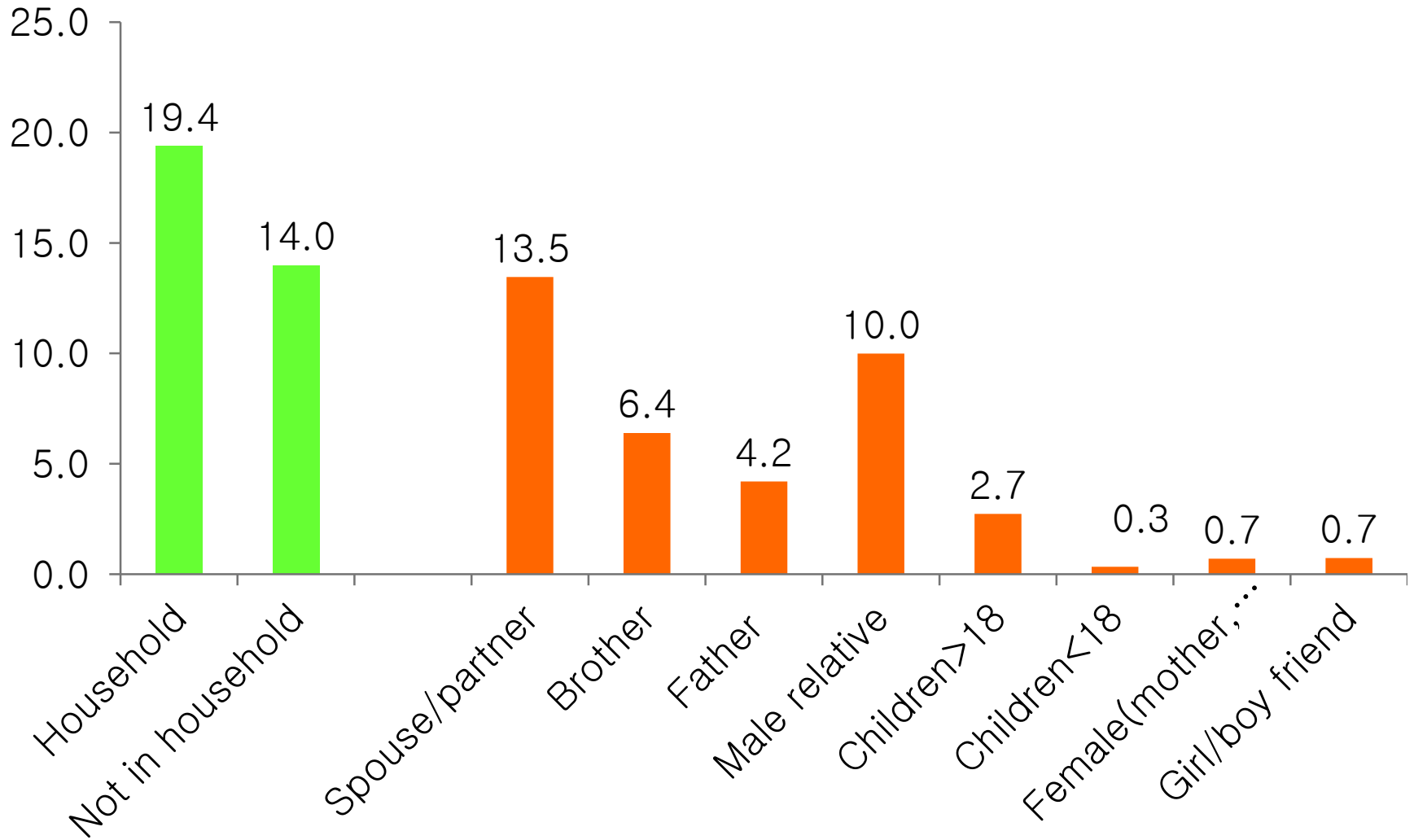
- *Harms from family members' drinking on adults*
  - Proportions negatively affected by family members' drinking in general and the most
  - Proportions experienced with some specific harms from family members' drinking
  - Degree to which the respondents have been negatively affected from the drinking of family members
- *Harms to children as reported by respondents with parental responsibility*
  - Proportions of children experienced with harms from other drinking
  - Six specific harms experienced by children and who cause that harms
  - Degree to which the children have been negatively affected in



# Proportions of adults negatively affected by an identified drinkers

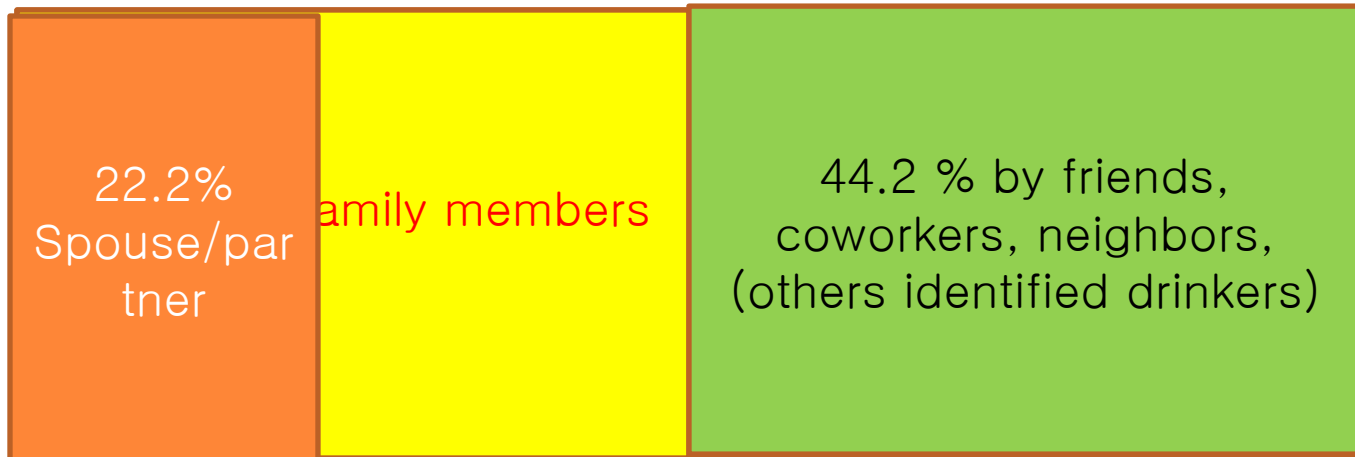


# % OF FAMILY DRINKER NEGATIVELY AFFECTED THE RESPONDENT BY TYPES OF FAMILY RELATIONSHIP (N=1501)

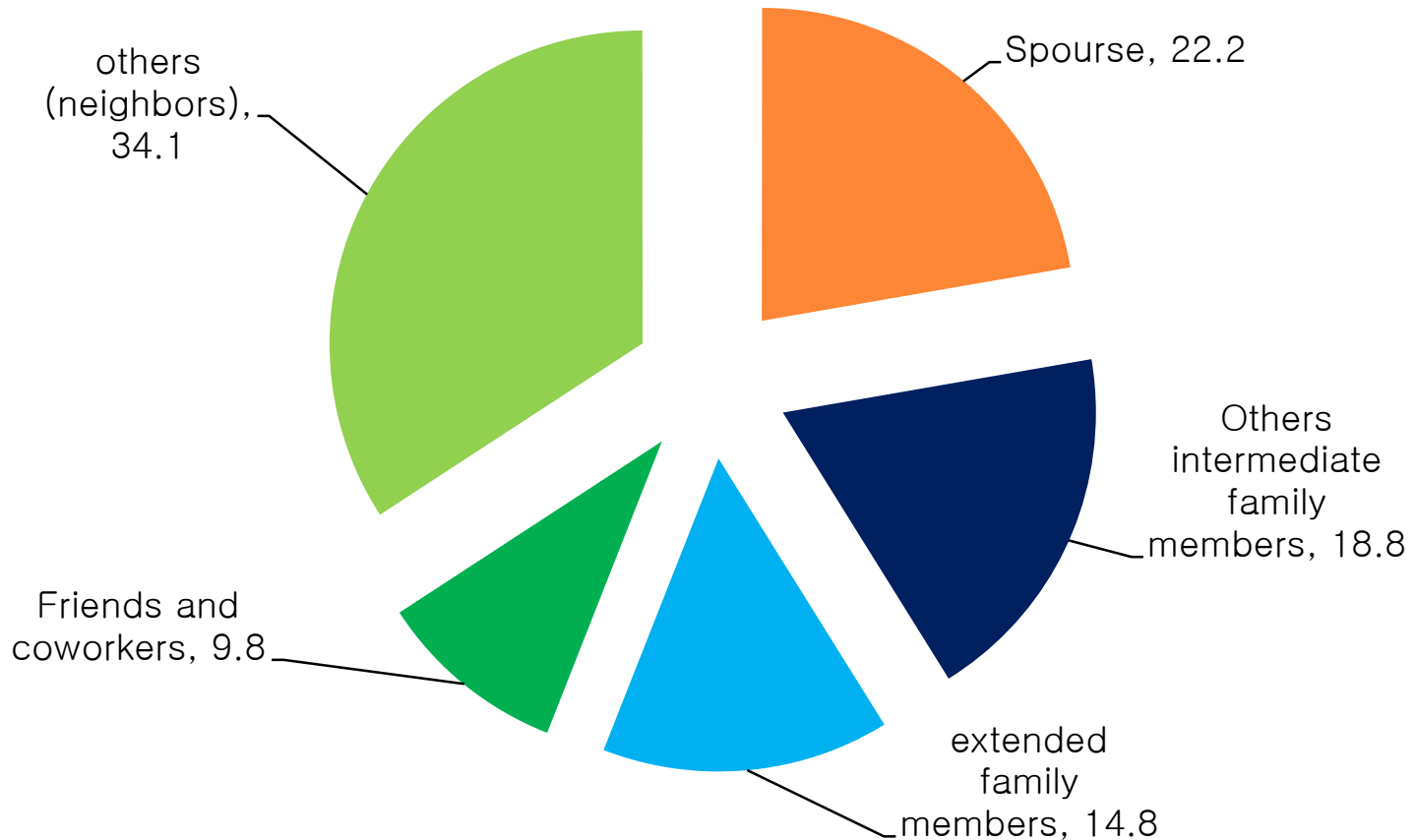




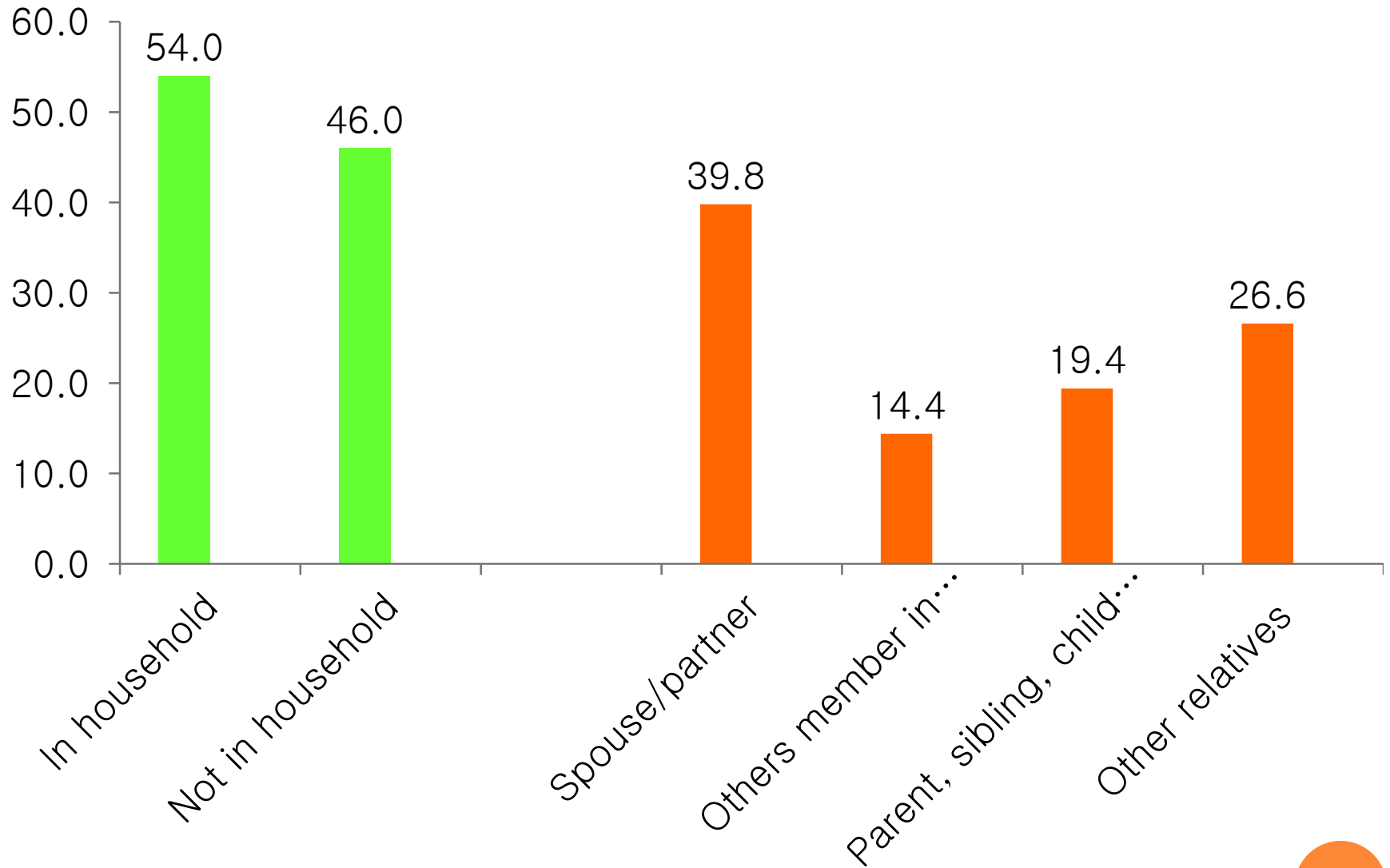
% identified **heavy drinkers** whose drinking negatively affected the respondent **the most** by types of relationship (N=857)



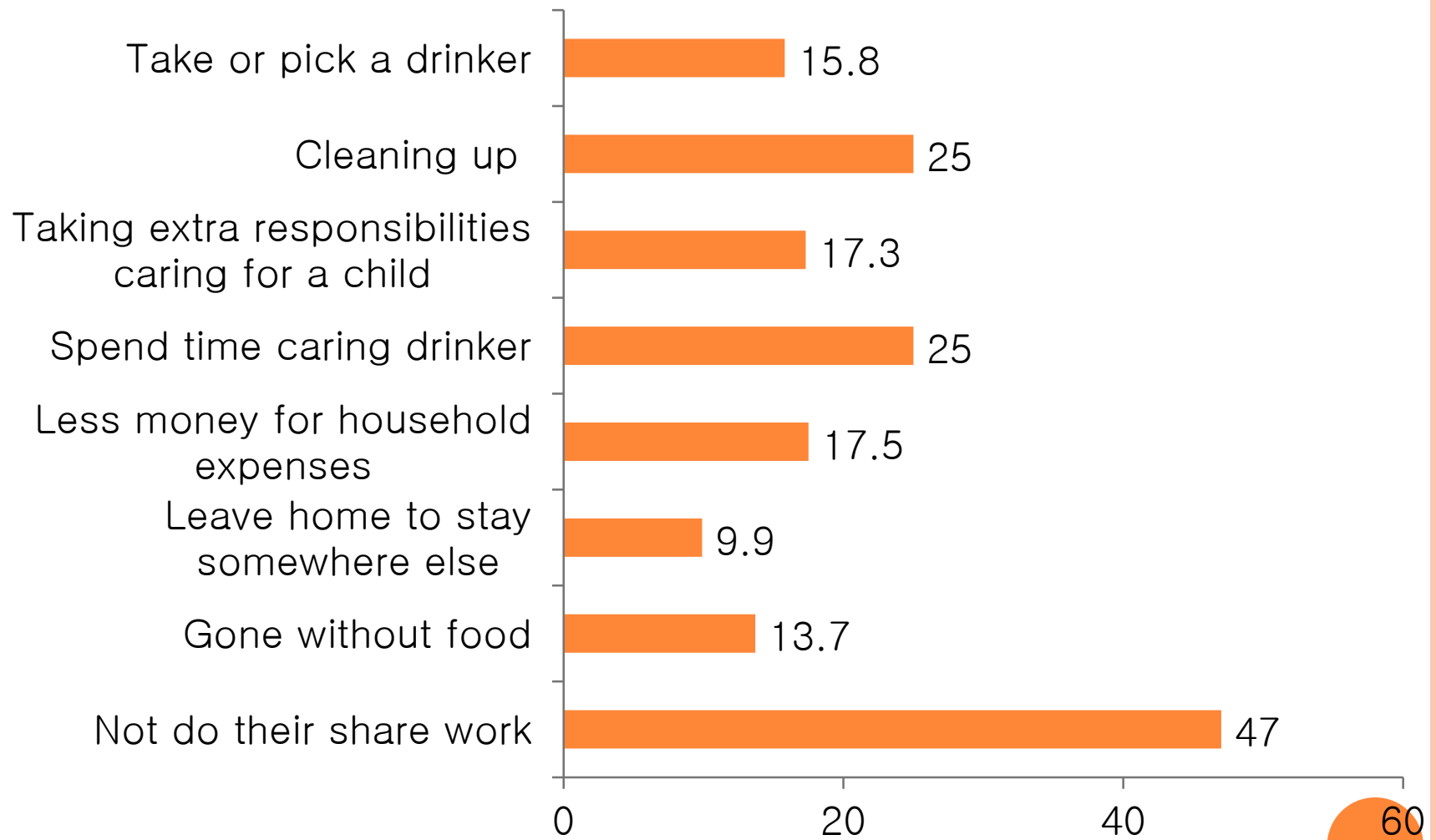
% identified heavy drinkers whose drinking negatively affected the respondent **the most** by types of relationship (N=857)



% OF FAMILY DRINKER NEGATIVELY AFFECTED THE RESPONDENT THE MOST  
BY TYPE OF FAMILY RELATIONSHIP (N=477)



% SPECIFIC HARMS EXPERIENCED ONE OR MORE TIMES BY RESPONDENT WHO REPORTED THE HEAVY DRINKER AFFECTING HIM/HER THE MOST WAS A FAMILY MEMBER (N=474)



*About 2% refused to answer*

# DEGREE OF HIGHLY\* NEGATIVE EFFECT BY AN IDENTIFIED DRINKER WHOSE DRINKING EFFECTED THE MOST (%)

	Total N=859
A family member	46.8
Non-family member	23.6

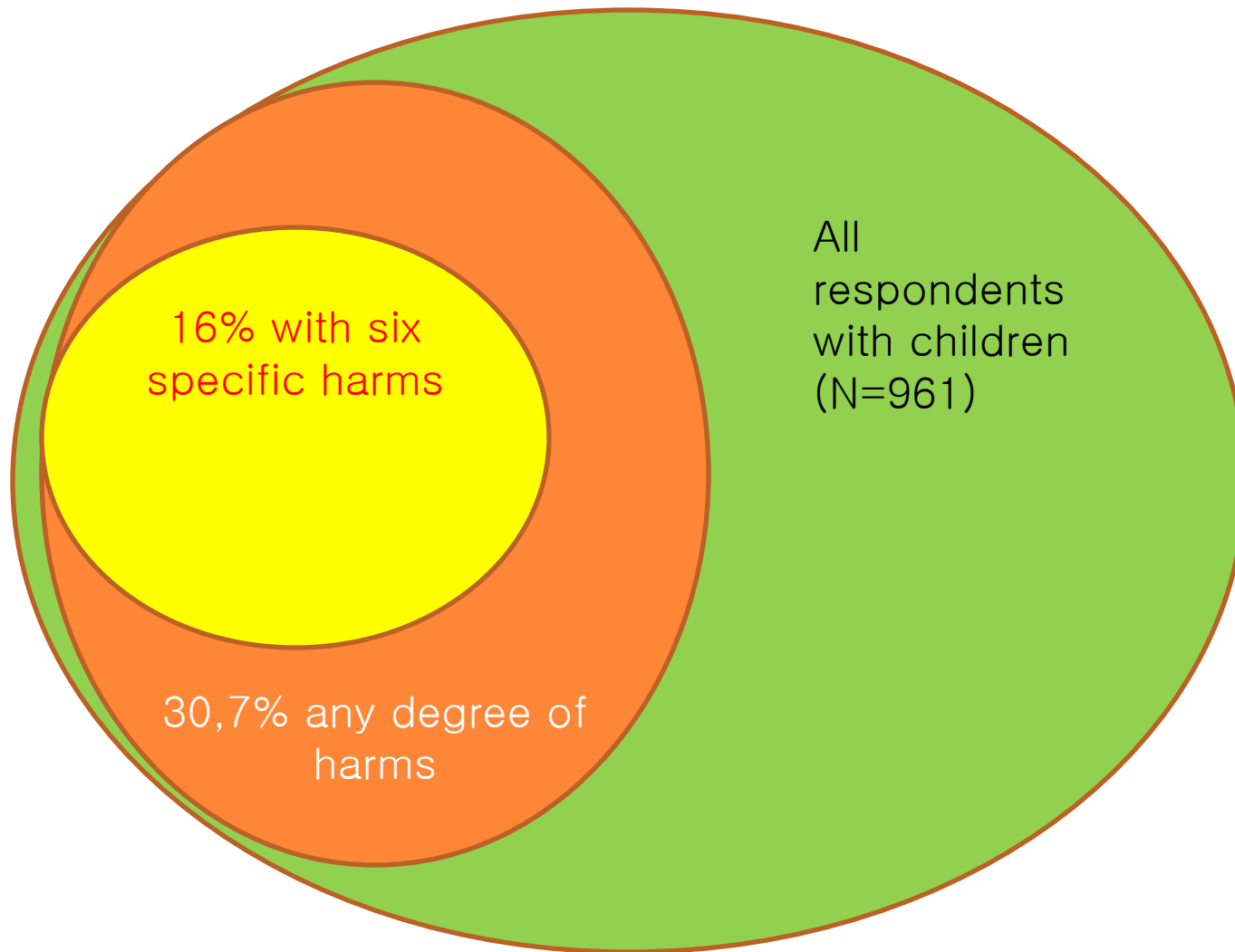
2.5 times

*\*= 6-10 score*

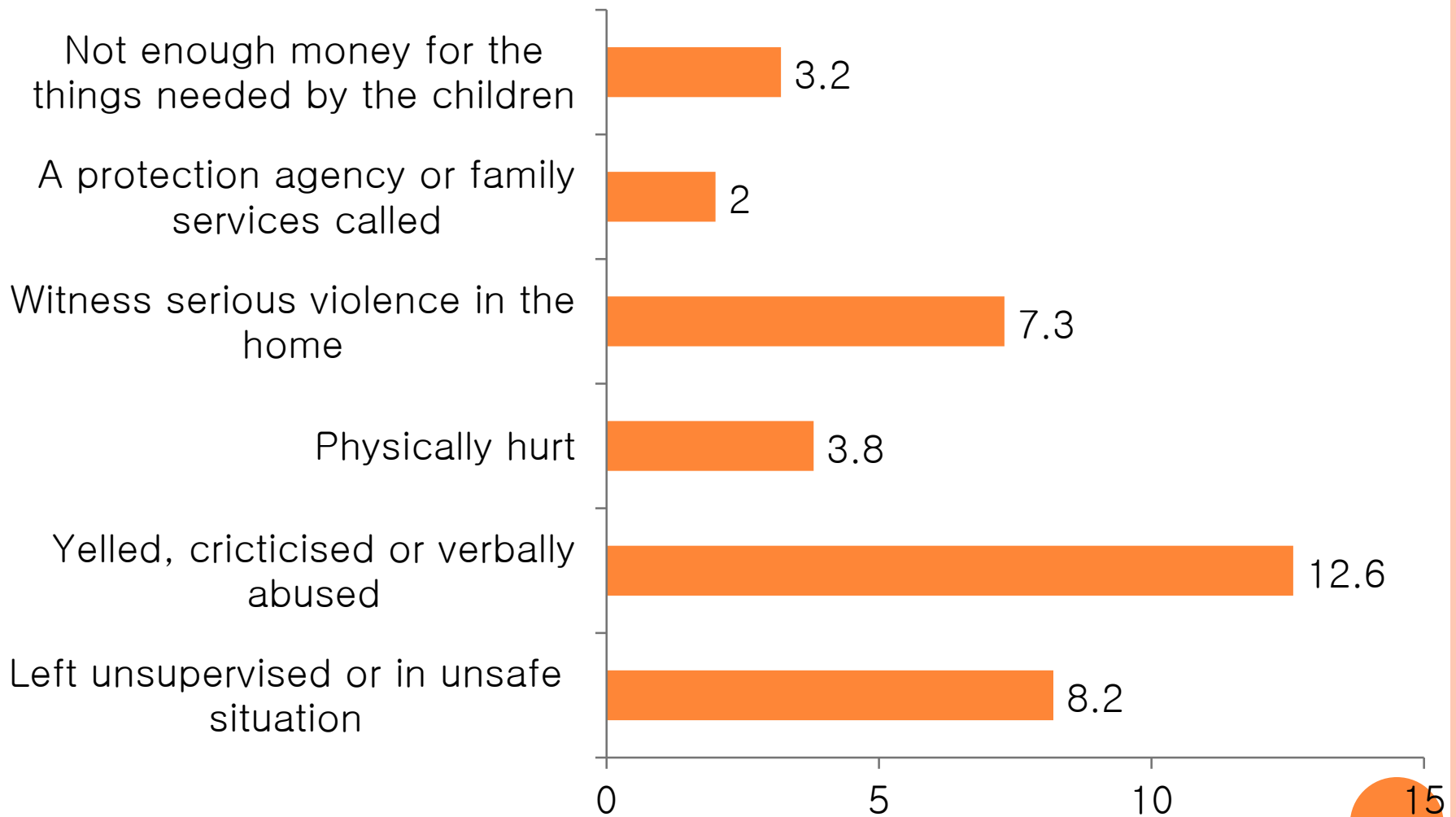
# PREDICTORS OF HIGH DEGREE OF ADVERSE EFFECT

- Demographic characteristics : No
- Respondents' alcohol heavy drinking : No
- Family relationship: close family member
- Income

# % of children experienced with harms from other drinking as reported by respondents



# % 6 SPECIFIC HARMS EXPERIENCED ONE OR MORE TIMES BY CHILDREN AS REPORTED BY RESPONDENT (N=961)



*About 2% refused to answer*



# CHILDREN SUFFERING HARMS FROM OTHER DRINKING BY TYPE OF RELATIONSHIPS

	Total (N= 129)
Parent	6.9 (66)
Siblings	– (4)
Other relatives	2.5 (24)
Friends of households	1 (10)
Others (neighbor...)	1.1 (11)

## NUMBER OF CHILDREN SUFFERING HARMS FROM OTHER DRINKING

Number of children	Total (N= 127)
1	62
2	45
3	10
4	2
5	2
Total	127

DEGREE OF ADVERSE EFFECT ON CHILDREN AS REPORTED BY RESPONDENTS

	Low (1-5)	High (6-10)	Total (n=293)
%	57.7%	42.3%	100 %

# POLICY IMPLICATIONS

Vietnam– high rate of lifetime abstainers/12 months abstainer AND low level of adult per capital consumption

BUT

- A very large proportion of Vietnamese adults having experienced some adverse effects from others drinking
- High proportion of children's experienced adverse effect from family members' drinking
- A higher degree of harm by those experienced the adverse effects from family member compared to from other relationship; and from female among this group
- Harms to both men and women from family member drinking